



# ブータンGNH(国民総幸福)セミナー

2009. 8. 7

独立行政法人 国際協力機構 (JICA)

## 『 GNHと第10次5カ年計画 』

講演者： Mr. Karma Tshiteem, カルマ ツェテム 国家計画委員会 長官  
Secretary, Gross National Happiness Commission of Bhutan (GNHC)

コメンテーター： 大阪大学大学院 人間科学研究科 准教授 草郷孝好氏

### プログラム：

- 10:00 開会挨拶 公共政策部 部長 中川寛章
- 10:05 講演者紹介
- 10:10 長官講演
- 10:40 Q&A
- 11:30 閉会

∞° 。 ∞° 。 ∞° 。 ∞° 。 ∞° 。 ∞° 。 ∞° 。 ∞° 。 ∞° 。 ∞° 。

カルマ ツェテム氏

JICA「ブータン国地方行政支援プロジェクトフェーズ2」  
(協力期間 2007.10-2010.10) のカウンターパート機関である  
GNHC (国家計画委員会) 長官

### ～経歴～

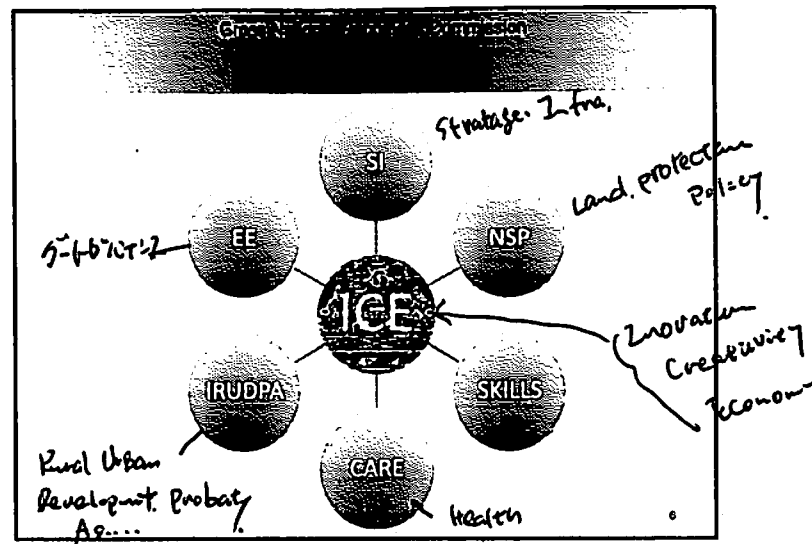
- 2007-現在 ブータン国家計画委員会 長官
- 2006 ブータン財務省 会計局 局長
- 2005 ブータン財務省 政策・計画課 課長

∞° 。 ∞° 。 ∞° 。 ∞° 。 ∞° 。 ∞° 。 ∞° 。 ∞° 。 ∞° 。 ∞° 。

Gross National Happiness Commission  
**Internal Environment**

**Poverty – 23%**  
**Narrow Industrial Base**  
**Growing Unemployment**  
**Sluggish private sector growth**  
**Growing cost of social service delivery**  
**High donor dependence**

5



Gross National Happiness Commission  
**INDUSTRIAL POLICY**

- A clear Economic Development Policy (under finalization) as the basis for all other sectors to sharpen their interventions for enhancing economic growth and reducing poverty
- Different approach to PSD:
  - Strategic partnership to compete
  - PPP *Public Private Policy*
  - Supportive policies – fiscal incentives, clusters, FDI
  - Modern Financial Services

7

Gross National Happiness Commission  
**INDUSTRIAL POLICY**

Short term  
 Tourism and related service industries, educational centres of excellence, high quality health care facilities

AHPP – > 10000 MW 2020  
*↑ 水电*

Revitalization of natural resource based industries like forestry, mineral, water, agrobased industries.

8

Gross National Happiness Commission

## INDUSTRIAL POLICY

Long term  
Tourism, MICE, knowledge based industries, ICT, financial services, cultural & creative industries

9

Gross National Happiness Commission

## STRATEGIC INFRASTRUCTURE

SURFACE AND AIR INFRASTRUCTURE  
NATIONAL ELECTRICITY GRID & RE  
COMMUNICATIONS BACKBONE

10

SI  
(7092 (124)  
2273  
国内电话.

Gross National Happiness Commission

11

Gross National Happiness Commission

## NATIONAL SPATIAL POLICY

- Tap productive potential & spread growth around the country i.e. build on the strength of each area
- Enhance the Bhutanese way of life by creating spaces and places that promote our culture and traditions
- Protect the environment

12

NSP

Gross National Happiness Commission

### Strategies for Knowledge Innovation & Lifelong Learning Skills

- Alignment to Industrial Policy
- International Standard
- Integrated & Lifelong Learning - VET

13

### CAPE

- Health
  - Consolidation
  - Accessibility
  - Balance
- Protection of Vulnerable Groups
  - KLG - *workable*
  - Resettlement
  - TPIs

14

*IRUPPA*

Gross National Happiness Commission

### Integrated Rural-Urban Development & Poverty Alleviation

- Strengthen Rural-urban linkage
- Subsistence to Commercial orientation (OGTP, Contract Farming)
- Emphasis on non-farm & non-traditional - NWFPs, CSI, CBTs
- Technology support and enhanced access to markets

15

*EE*

Gross National Happiness Commission

### ENABLING ENVIRONMENT

- Good governance -
  - enforcement of contracts
  - RoL *Public Sector Reformation*
  - improve PSD (OSS, OWS, CICs)
  - keep corruption free
  - CSR *Civil Service Reformation*
  - Media
  - Vibrant Democracy

16

Gross National Happiness Commission

A TFYP Thrust Areas

**B TFYP Public Finance Projections**

C GNH Index

17

Gross National Happiness Commission

### Tenth Plan Public Finance Projections

Projections of Public Finances for the Tenth Plan

*No. in millions*

	Total
Outlay	146,874,720
Total Expenditure	146,252,220
a. Recurrent Expenditure	72,640,460
b. Capital Expenditure	73,611,760
Net Lending	1,822,900
Resources	123,410,413
a. Domestic Revenue	75,390,563
b. External Resources (Grants)	48,019,850
Overall Fiscal Position	24,664,307
Financing	24,664,307
Net borrowing	9,470,672
External Borrowings	11,403,047
Repayment	1,932,375
Resource Gap (Change in cash balance)	18,185,638
Fiscal Deficit (% of GDP average)	6.76%
Resource Gap (% of GDP average)	4.15%

18

Gross National Happiness Commission

A TFYP Thrust Areas

B TFYP Public Finance Projections

**C GNH Index**

19

### GNH Index

What is Gross National Happiness?

- GNH is about achieving a harmonious balance between material well-being and the spiritual, emotional and cultural needs of an individual and society.

What is the GNH Index?

What is made up of?

- Cultural
- Spiritual
- Material
- Ecological
- Balance

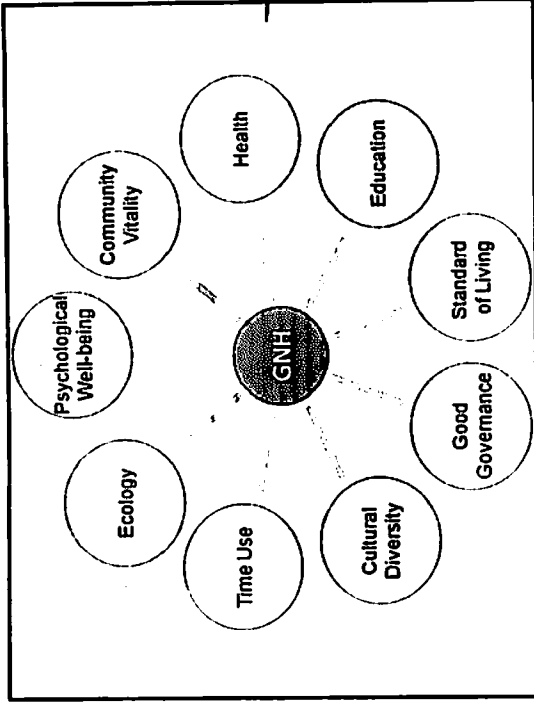
### GNH Index

What is Gross National Happiness?

What is the GNH Index?

- It is a set of indicators to be used (in conjunction with conventional indicators) to guide policy making in Bhutan

What is the GNH Index made up of?



Total → 82 indicators

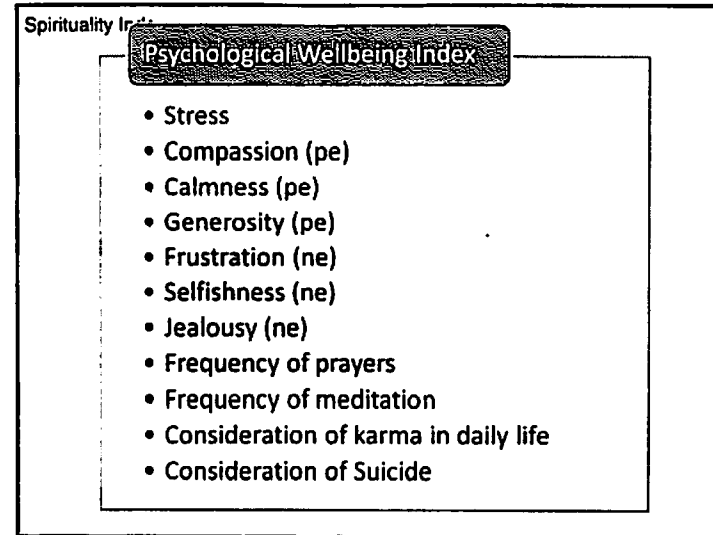

### GNH Index

What is Gross National Happiness?


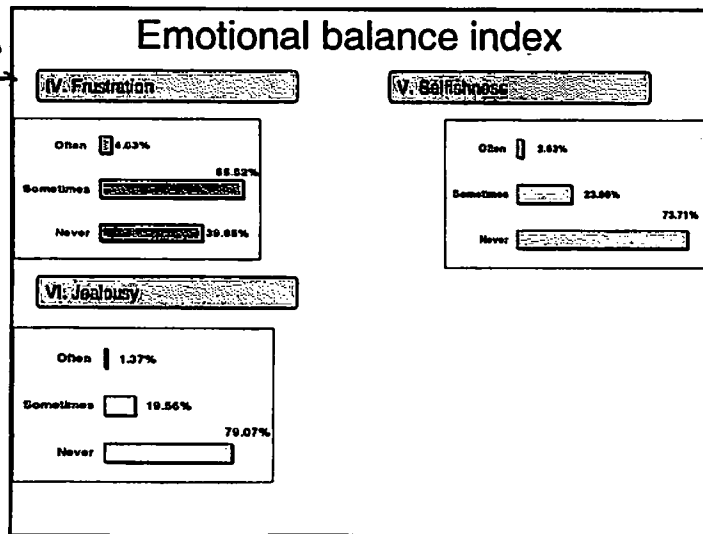
What is the GNH Index?

What is the GNH Index made up of?

The GNH Index is made up of 82 indicators



*Negative feelings*



Spirituality Index

**Selected Culture Indicators**

- Speaking first language
- Frequency of playing traditional games
- Zorig chusum skills
- Teaching children importance of discipline
- Teaching children importance of impartiality
- Knowledge of mask and other dances performed in tshachus
- Importance of reciprocity as a life principle
- Attitude towards killing
- Attitude towards stealing
- Attitude towards lying
- Attitude towards sexual misconduct
- No. of days spent in a year attending community festivals

**Time Use**

Time is not money  
Time is "life"

Spirituality Index

**Selected Time Use Indicators**

- Hours free from labour per day
- Time spent socializing with friends

**Good Governance**



Spirituality Index

Selected Good Governance Indicators


- Performance of central govt in reducing income gap
- Performance of central govt in fighting corruption
- Right to freedom of speech and opinion
- Freedom from discrimination
- Trust in central ministries
- Trust in dzongkhag administration
- Trust in media



Spirituality Index

Selected Community Vitality Indicators

- Sense of trust in neighbours
- Neighbours helping each other in the community
- Labour exchange with community members
- Socialising with friends
- Members of your family really care about each other
- You wish you were not part of your family
- Members of your family argue too much
- There is a lot of understanding in your family
- Your family is a real source of comfort to you
- Number of relatives living in same community
- Victim of Crime
- Safety from human harm when walking at night
- Sense of enmity in the community
- Number of days volunteered
- Amount of Donation in cash value
- Availability of social support



Spirituality Index

**Selected Living Standard Indicators**

- household income
- Income sufficiency to meet everyday needs
- Food insecurity
- Household members to rooms ratio
- Ownership of house
- Purchase of second hand clothes
- Difficulty in contributing to community festivals
- Postponement of urgent repairs & maintenance of house


**Ecology**

**Health**

**Health**

Self reported health status

Health Status	Percentage
Excellent/Very good	28%
Good	64%
Poor	8%



Spirituality Index

Selected education indicators

- Level of education
- Literacy rate
- Ability to understand Lozey
- Historical Education (knowledge of local legends and folk stories)

GNH Index



- Adoption and made public
- Surveys every two years
- Results used to guide resource allocation and policy and program improvement
- Related Screening tools developed and used throughout the government

for more information, visit

[www.grossnationalhappiness.com](http://www.grossnationalhappiness.com)

